Cooling havens Havanna pilot in Budapest
Lessons from Roeselare projects

COOLING HAVENS

Project number: EUI02-098

Co-funded by the European Union

09/09/2026

Ine Pertry



ROESELARE
is 'r voor jou

1. Relevant experience

ROESELARE

Moermanpark



1881

Ververij en weverij van Moerman Frères.



1956

Schoolgebouwen van het Gemeenschapsonderwijs GO!.



2010

Moermanparking. Een openbare parking voor 307 wagens.



2024

Moermanpark. Een groene oase met 130 bomen en veel plaats om te spelen en te genieten.

ROESELARE
is 'r voor jou


KUNST
UUR.

Sint Jozef breekt uit

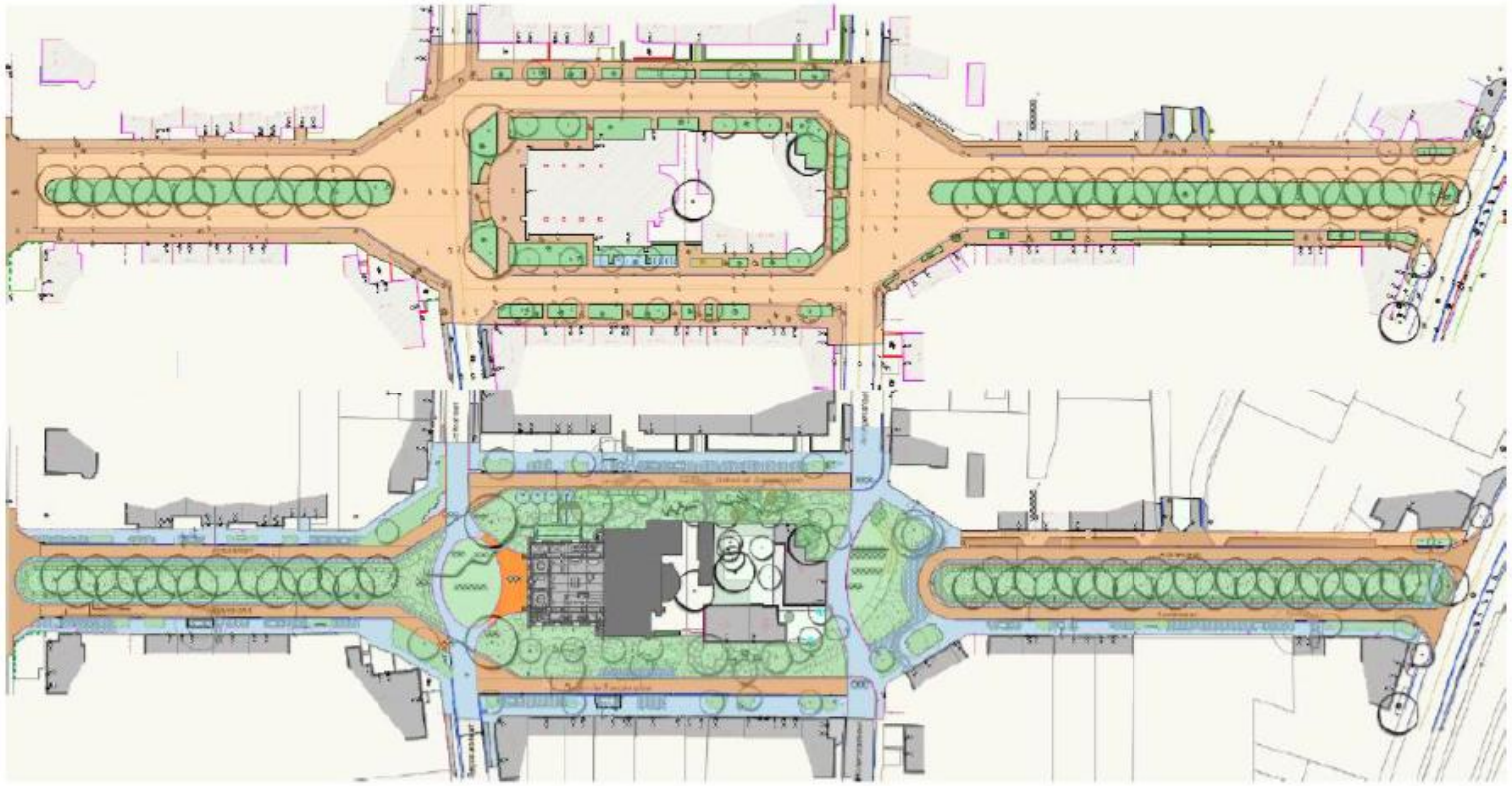

	Bestaande toestand	Nieuwe toestand
Verharding, niet waterdoorlatend	9.995 m²	3.035 m²
Verharding, waterdoorlatend	0 m²	3.824 m²
Stapstenen	0 m²	330 m²
Groen	2.460 m²	5.266 m² (Bijkomend 2.576 m² groen bij de parkeerplaatsen)
Totale oppervlakte	12.455 m²	12.455 m²

ROESELARE

Sint Jozef breekt uit

Before



After



Station square

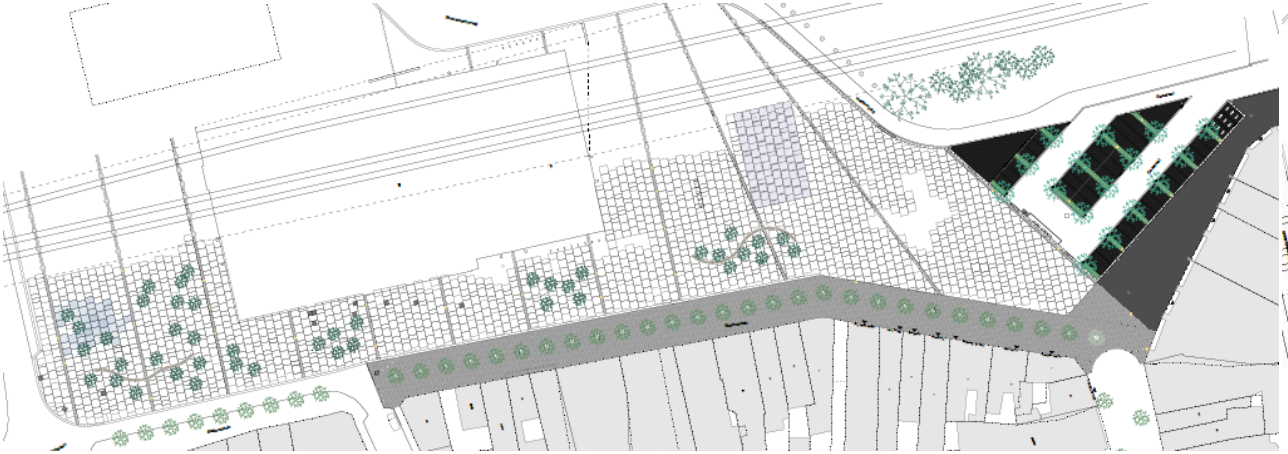







2. What worked?

ROESELARE

Design from building front to building front



JANUARY 2024



DESIGN PLAN



MAY 2025

ROESELARE

Combination of functions





ROESELARE

3. Lessons and difficulties

ROESELARE

Data measurements Moermanpark

Location is important: GPS + height needs to be the same before and after works

Location of the reference point

Protect the installations

Communication important to inform what the installation is for

BUT make sure signs do not hinder the measureme

Lessons learned: during the day cooling effect from shade (trees, shrubs); cooling effect from depaving at night



Perceived safety

Beforehand, there were concerns about nuisance and safety issues in the Moermanpark

- To enhance the sense of safety, the design incorporates clear sightlines and multiple connections through the area.
- CCTV surveillance was installed
- A number of seating elements were removed

ROESELARE

Future proof design choices

- Station square was renewed in 2018-2019
- The design contained a lot of concrete

- Only five years later the choice was made to redesign the square and include more green
- More than 2,600 m² of concrete paving was replaced by green spaces, with 30 new trees, 9,000 perennials and 350 shrubs and bushes.





ROESELARE

Participation process

- Broad participation results in very diverse input. This means that not everything can be achieved and that not everyone will be satisfied.

- Do not start the participation process with a completely blank canvas.

- Define a realistic scope.

- Identify local community champions who are willing to help support specific themes.

ROESELARE

4. Recommendations for Havanna

ROESELARE

Recommendations

1. **Include all themes in (the title of) the assignment/tender = integrated desing plan from the start**

Designing a cool zone integrated into the urban fabric of the city, providing space for social interaction while placing a strong emphasis on ecology and greenery.

ROESELARE

Recommendations

2. Include the surrounding streets in the exercise = added value for the whole area

- Transform side streets with additional greenery
- Divert rainwater from the adjacent houses to infiltrate in the parc to add to the climate resilience of the parc
- Cross the public domain: e.g; engage citizens by offering them facade gardens

ROESELARE

Recommendations

3. Plantings:

Use a diverse mix of plant species to create variation in colour, leaf shape, fragrance, and seasonal interest.

> This also allows native self-seeding plants to establish naturally without becoming disruptive, resulting in a more resilient planting scheme with lower maintenance than monotonous plant groups.

Existing valuable trees should be taken into account in the new design plan

> Where possible, efforts should even be made to give these trees to thrive.

ROESELARE

Thank you!

Ine Pertry
Project manager climate and energy

Ine.pertry@roeselare.be

ROESELARE
is 'r voor jou